

BOUGIE with COUDE TIP (or can use FROVA OXYGENATING BOUGIE)

PRE-RSI CHALLENGE-RESPONSE

- Monitoring - BP, ECG, SpO2, ETCO2 **CHECK**
- Nasal Cannulae at 15l/min PLUS Mask O2 **CHECK**
- Pre-oxygenation for FOUR minutes **CHECK**
- Suction checked working & available **CHECK**

IV & DRUGS

- IV Cannula connected to fluid & running **CHECK**
- NIBP on contralateral arm and BP seen **CHECK**
- Spare cannula in situ **CHECK**
- INDUCTION AGENT drawn up, dose checked **CHECK**
- SUX or ROC drawn up, dose checked **CHECK**
- VASOPRESSORS drawn up, labelled **CHECK**
- POST INTUBATION drugs drawn up & labelled **CHECK**

INTUBATION EQUIPMENT

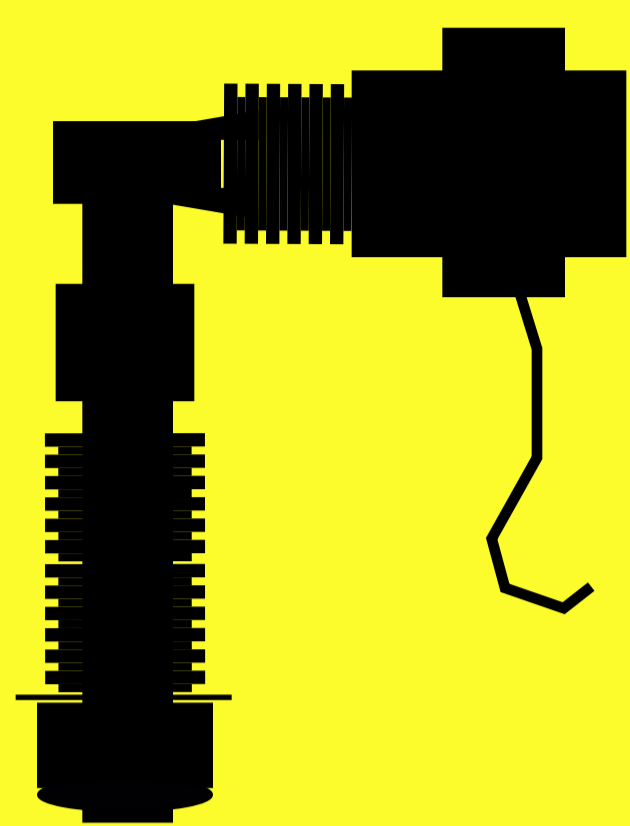
- BVM connected to oxygen **CHECK**
- Guedel & two NPO airways available **CHECK**
- Laryngoscope blade chosen, light working **CHECK**
- ET tube size chosen, cuff tested **CHECK**
- Alternate tube size chosen & cuff tested **CHECK**
- Syringe for cuff inflation **CHECK**
- Stylet & Bougie available **CHECK**
- Gooseneck, filter, inline ETCO2 (or EasyCap) **CHECK**
- Tube Tie available **CHECK**
- Ventilator settings determined **CHECK**
- Anticipated difficult airway plan's B, C, D **CHECK**

TEAM BRIEF

- In-line immobilisation person briefed **CHECK**
- Cricoid pressure person briefed **CHECK**
- Drug giver briefed **CHECK**
- Anticipated problems & post RSI care brief **CHECK**



NASO-PHARYNGEAL & ORO-PHARYNGEAL AIRWAYS



ET ADAPTOR, IN-LINE FILTER and ETCO2 LINE or EASYCAP



TWO ET TUBES OF APPROPRIATE SIZE



CONSIDER LOADING A STRAIGHT-TO-CUFF ATRAUMATIC STYLET



10 or 20 ml syringe

LUBE


TAPE




LARYNGEAL MASK AIRWAY



LARYNGOSCOPE with WORKING BULB & APPROPRIATE BLADE



SELF-INFLATING BAG-VALVE-MASK CONNECTED TO HIGH FLOW OXYGEN



SUCTION

(CONFIRM WORKING then PLACE UNDER PILLOW)

DRUGS

- INDUCTION AGENT
- SUX or ROC
- VASOPRESSOR
- FLUIDS RUNNING

PLAN IN CASE OF A FAILED RSI ?

Difficult Airway Kit Available

15 l/min O2

SURGICAL AIRWAY KIT & PREPARED TO USE IT ?